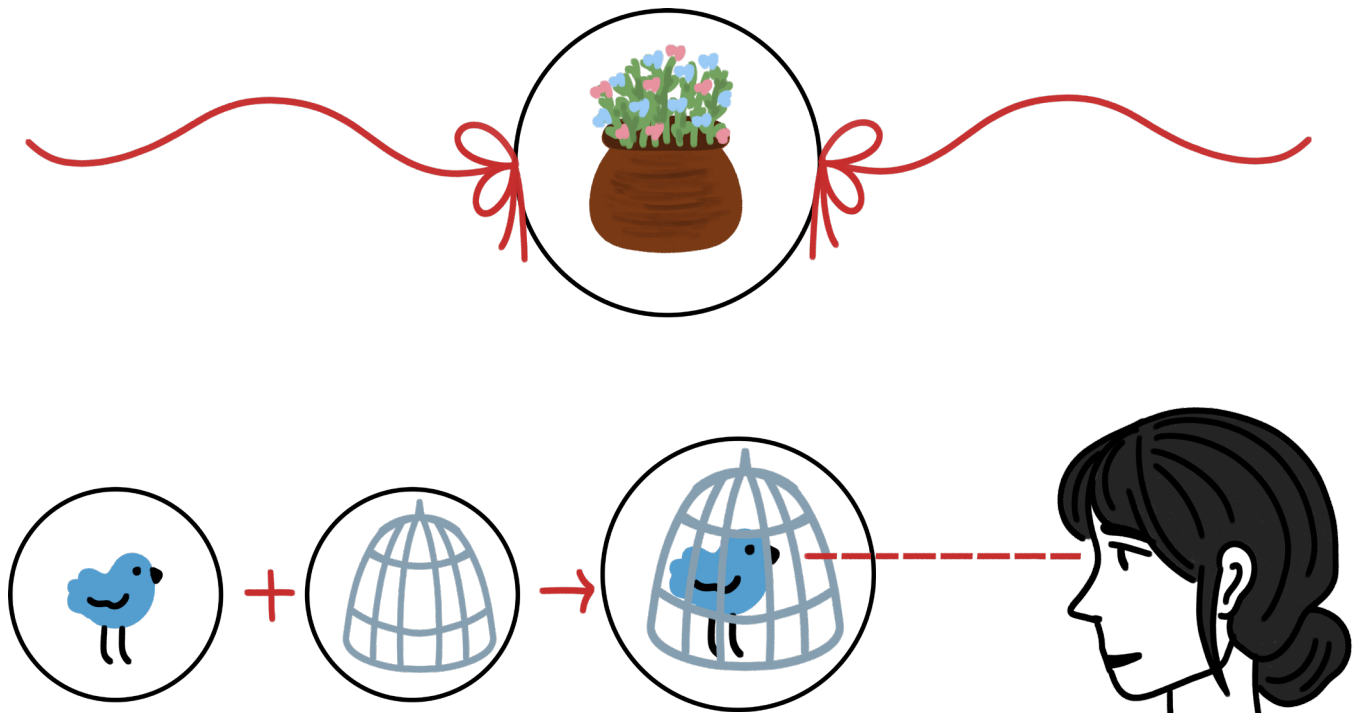


What is a Thaumatrope?

Ancient Greek: *thauma* means wonder, *tropos* means turn

It is a two sided disk with strings attached at its sides. Each side of the disk contains a picture and when the strings are twirled between the fingers, the two images appear to be one due to the persistence of vision. It was a popular toy during the 19th century and is considered an important forerunner in animation.



What is Persistence of Vision?

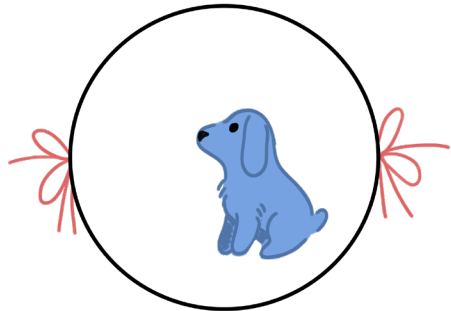
It's an optical phenomenon where the illusion of motion is created because the brain interprets multiple still images as one whole illustration.



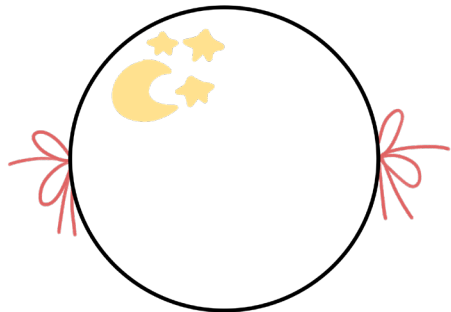
Download this and more *Disney Cats & Dogs* in-gallery activities at waltdisney.org/education-resources

THE WALT
DISNEY
FAMILY
MUSEUM


How to Make a Thaumatrope



STEP 1: Draw your animal on one side.



STEP 2: Draw your object on the other side.



STEP 3: Spin disk using strings on each side to see the illusion of your illustrations come to life!

TIP!

**BE MINDFUL
OF PLACEMENT**



YAY!



OH NO!



Download this and more *Disney Cats & Dogs* in-gallery activities at waltdisney.org/education-resources

THE WALT
DISNEY
FAMILY
MUSEUM